




INSTRUCTIONS FOR: TORQUE MULTIPLIER SET 7pc 1/2"- 3/4" SQ DRIVE Model No: **AK6290**

Thank you for purchasing a Sealey product. Manufactured to a high standard this product will, if used according to these instructions and properly maintained, give you years of trouble free performance.

 **IMPORTANT: READ THESE INSTRUCTIONS CAREFULLY. NOTE THE SAFE OPERATIONAL REQUIREMENTS, WARNINGS AND CAUTIONS. USE THE TOOL CORRECTLY AND WITH CARE FOR THE PURPOSE FOR WHICH IT IS INTENDED. FAILURE TO DO SO MAY CAUSE DAMAGE AND/OR PERSONAL INJURY AND WILL INVALIDATE THE WARRANTY. PLEASE KEEP INSTRUCTIONS SAFE FOR FUTURE USE.**

1. SAFETY INSTRUCTIONS

- WARNING!** Ensure Health and Safety, local authority and general workshop practice regulations are adhered to when using tools.
- WARNING! DO NOT** use the tool if damaged or thought to be faulty (Contact Service Agent).
- ✓ Ensure the work area is clean and tidy and free from unrelated materials and there is adequate lighting.
- x **DO NOT** exceed the rated capacity of the torque multiplier.
- x **DO NOT** use the torque multiplier for any purpose other than for which it is designed.
- x **DO NOT** operate the torque multiplier when you are tired or under the influence of alcohol, drugs or intoxicating medication.
- ✓ Maintain correct balance and footing, ensure the floor is not slippery and wear non-slip shoes.
- ✓ Keep children and unauthorised persons away from the working area.
- x **DO NOT** drop or throw the torque multiplier.
- x **DO NOT** use the torque multiplier unless you have been instructed in its use by a qualified person.
- x **DO NOT** use the torque multiplier with air or electric impact guns.
- ✓ After use clean and store in a safe, dry, childproof location.
- WARNING!** Failure to heed safety and warning instructions may result in damage and/or personal injury and will invalidate the warranty.
- WARNING!** The warnings, cautions and instructions referred to in this manual cannot cover all possible conditions and situations that may occur. It must be understood that common sense and caution are factors which cannot be built into this product, but must be applied by the operator.

2. INTRODUCTION & SPECIFICATION

Robust construction with 1/2" Sq drive female input and 3/4" Sq drive male output. Accurately delivered torque multiplication factor of 1:6.5. Compatible with a wide range of drive tools including torque and ratchet wrenches. Includes straight and 90° reaction bars, reaction base, two breakaway adaptors and L type hex key. Supplied in carry-case.

Model No: **AK6290**
 Input Drive: **1/2" Sq Female**
 Output Drive: **3/4" Sq Male**
 Maximum Rated Input: **231Nm(170lb.ft)**
 Maximum Rated Output: **1500Nm(1100lb.ft)**
 Gear Ratio: **1:9**
 Torque Ratio: **1:6.5**

3. OPERATION

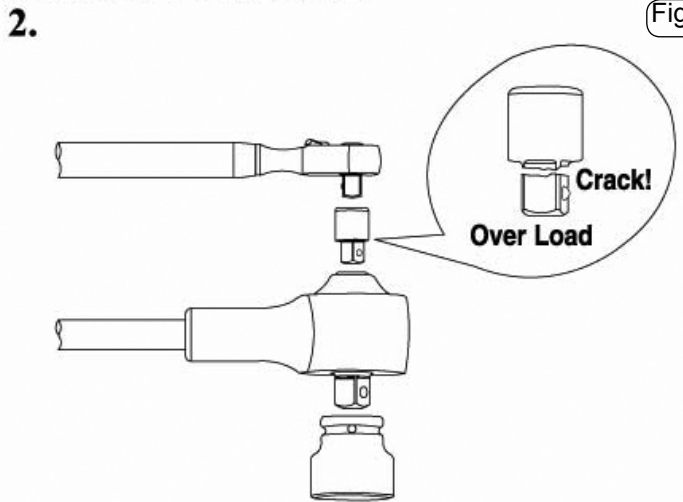
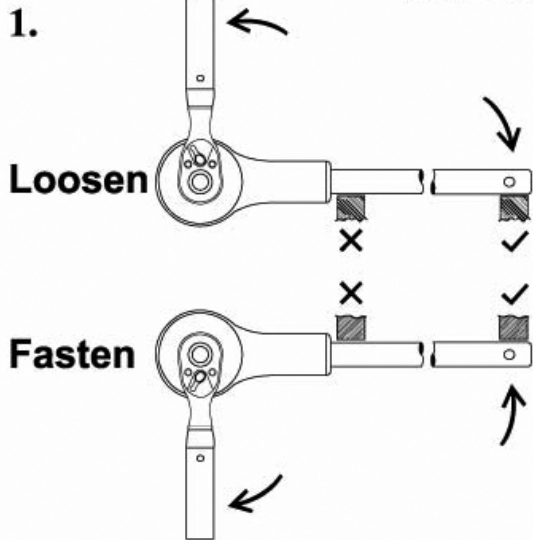
Please refer to the makers instructions for correct use and setting of the torque wrench.

- 3.1** The AK6290 is used in combination with a suitable drive tool, such as a ratchet wrench or torque wrench fitted into the female input socket and a suitable size socket fitted onto the male 3/4" drive square (fig.1).
- 3.2** If using a torque wrench calculate the required input figure for the torque wrench by dividing the torque setting for the fixing by a factor of 6.5.
- 3.3** The torque multiplier can either be used with the long or the 90° reaction bar. The 90° Reaction bar can be adjusted to use with a normal or a deep socket (see fig.1).
- 3.4** This assembly (fig.1) is now placed on the nut or bolt to be tightened with the Reaction bar if possible restrained against some substantial part of the equipment being serviced. Any force applied to the input drive is multiplied by a factor of 6.5 at the output drive of the multiplier.
Note: Because the multiplier uses a system of gears, the output drive turns substantially slower than the input drive. When the preset torque setting is reached, the torque wrench mechanism will "click." Stop applying force immediately to avoid overtightening the nut/bolt.
- 3.5** This torque multiplier is designed to have a maximum input of 231Nm and the 1/2" Sq female input will break away if more force is applied. If this happens, wind the broken portion out, by turning the socket set screw in its middle, clockwise. Replace with the spare supplied.

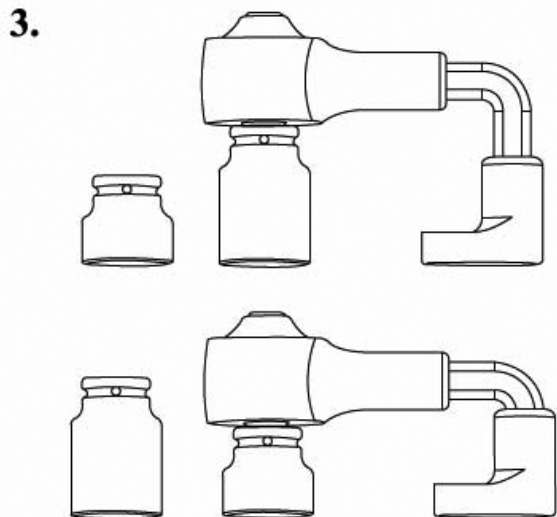


INSTRUCTION FOR USE

Fig.1



To fix Torque Multiplier as the picture above. Break-Away Adapter will protect it from harm.



90° Reaction Bar can be adjusted to use with normal and deep socket.



To fix it with the screw and the required socket as the picture above.



Environmental Protection.
Recycle unwanted materials instead of disposing of them as waste. All tools, accessories and packaging should be sorted, taken to a recycle centre and disposed of in a manner which is compatible with the environment.

NOTE: It is our policy to continually improve products and as such we reserve the right to alter data, specifications and component parts without prior notice.

IMPORTANT: No liability is accepted for incorrect use of this product.

WARRANTY: Lifetime Guarantee, proof of purchase will be required for any claim.

INFORMATION: For a copy of our latest catalogue and promotions call us on 01284 757525 and leave your full name and address, including postcode.



Sole UK Distributor, Sealey Group,
Kempson Way, Suffolk Business Park,
Bury St. Edmunds, Suffolk,
IP32 7AR

01284 757500

01284 703534



www.sealey.co.uk



sales@sealey.co.uk